

THE STORY OF THE GARDEN




Image by Freepik

The 2025 Vermont Flower Show



Nursery and
Landscape Association
Green Works

March 7, 8, 9

CHAMPLAIN VALLEY EXPOSITION
ESSEX JUNCTION, VERMONT

Produced by The Vermont Nursery and Landscape Association

The Federated Garden Club of Vermont North District

With Assistance and Support from
The Vermont Nursery and Landscape Association

Presents

“The Story of the Garden” An NGC Small Standard Flower Show

Champlain Valley Exposition
info@cvexpo.org
105 Pearl Street
Essex Junction, VT 05452
(802) 878-5545

Friday, March 7, 2025, 10:00 a.m.- 6:00 p.m.
Saturday, March 8, 2025, 10:00 a.m.- 6:00 p.m.
Sunday, March 9, 2025, 10:00 a.m.- 4:00 p.m.

Free with admission to the
Vermont Flower Show

Vermont Nursery & Landscape Association (VNLA)
Executive Director - Jas Darland
President of Board of Directors - Gabriel Bushey

Federated Garden Clubs of Vermont - President – Doris Van Mullen

Federated Garden Clubs of VT, Inc. (vermontfgcv.com) is a
member of

National Garden Clubs, Inc. (NGC) (www.gardenclub.org)
New England Garden Clubs, Inc. (www.newenglandgc.org)

“The Story of the Garden”

An NGC Small Standard Flower Show

Table of Contents

Title Page.....	1
Table of Contents.....	2
Show Committee.....	3
General Show Rules.....	4
Awards.....	5
NGC Standard System of Awarding.....	5
Design Division Top Exhibitor.....	5
Horticulture Division Top Exhibitor.....	5
Educational Division Top Exhibitor.....	6
Additional Award - Sweepstakes Award	6
Division I Design:	
Rules.....	6
Sections and Classes.....	7
Division II Horticulture:	
Rules.....	8
Sections and Classes.....	9
Division III Education:	
Rules.....	11
Exhibits.....	11

Federated Garden Clubs of VT (FGCV)

North District

All numbers in area code 802 unless noted

FGCV State President Doris Van Mullen 615-390-9965

Flower Show Committee

General Co-Chairpersons	Doris Van Mullen	615-390-9965
	Karen Villanti	578-1784
Schedule Chairperson	Kathy Perkins	747-8251
Staging Chairperson	Jeff Maher	793-7076
Signage Chairpersons	Doris Van Mullen	615-390-9965
	Karen Villanti	578-1784
Design Entries	Barbara Gaida	734-6125
Design Classification	Kelly Wakefield	782-0958
Design Placement	Exhibitors	
Horticulture Entries	Dana Mann	662-5539
Horticulture Classification	Nancy Bell	862-7682
Horticulture Placement	Andy Kenney	399-6642
Education Committee	Esther Cowles	603-724-1400
	Jody Gendron	373-6692
	Anne-Marie Schadinger	334-0544
	Doris Van Mullen	615-390-9965
Judges' Chairperson	Maryanne Wood	393-0535
Clerks' Chairperson	Lynne Tiballi	658-6863
Awards Chairperson	Renee Hotaling	316-7713
Publicity	Vermont Nursery & Landscape Association	
Hospitality	Lorinda Sargent	488-0563
	Liz Robitaille	324-0881
	Rose Godard	238-8900
Volunteers	Lynne Tiballi	658-6863
Flower Show Greeters	Marion Cerra	978-505-1629
	Susan Daily	494-1973
Consultants	Kathy Perkins	747-8251
	Maryanne Wood	393-0535
	Judy Gray	603-707-7785
Photographer	Linda Lane	448-3095

General Rules

1. A National Garden Club Flower Show conforms to the standards established by National Garden Clubs, Inc. (NGC). The Handbook for Flower Shows (HB), 2017/2024 Edition, with revisions printed in RED on the NGC website in the Free Handbook Edition is the Law of the Show. All page numbers refer to pages in The Handbook for Flower Shows (HB) 2017 Edition.
2. Division I, Design, Division III, Education, are open to all members of National Garden Clubs, Inc. Division II, Horticulture is open to all gardeners.
3. Each exhibitor is limited to one entry per class, except in Horticulture.
4. Entry Cards may be obtained in advance from the Show Co-Chairpersons Doris Van Mullen at 615-390-9965 or Karen Villanti at 802-578-1784. The card should be filled out in advance in pencil or waterproof pen. Address labels may be used.

SET-UP

Tuesday, March 4, 2025, Noon - 6:00 p.m.

Design Exhibitors may come between 3:00 p.m. - 5:00 p.m. to see their design space.

ENTRY DATES

a. Wednesday, March 5, **HORTICULTURE, 1:00 p.m. – 7:00 p.m.**

DESIGN, 11:00 a.m. -7:00 p.m.

b. Thursday, March 6, **DESIGN ONLY, 7:00 a.m. – 8:30 a.m.**

All exhibitors must leave the show floor by 8:30 a.m. March 6, 2025

JUDGING begins Thursday, March 6, at 9:00 a.m.

REMOVAL DATE:

Sunday, March 9, 4:00 p.m. - 5:00 p.m.

5. The Classification Chairperson for each division will check exhibits for conformity to the schedule prior to judging. Final determination for conformance is the judges' responsibility.
6. The General Chairperson and the Classification Chairperson for each division are available during judging for possible consultations. They, along with the judges and clerks are the only personnel allowed on the floor during judging.
7. The decisions of the judges are final. Awards may be withheld if not merited. Judges are required to consider non-blue-ribbon winners for 90+-point recognition in **Design, Horticulture, Education.**
8. There must be an emphasis on FRESH plant material. No artificial plant material is permitted in any exhibit in any division. Fresh plant material may not be treated/embellished in any way. Cut fruits and vegetables are prohibited.
9. Wild collected plants of species listed in the Vermont Conservation List or Invasive Species List are not allowed in any division. (vtfishwildlife.com) Cultivated plant material appearing on the list may be used if the

- exhibitor provides a typed card noting that it was not wild collected.
10. The FGCV Northern District will strive to assure the safety of all items after arrival and placement but is not responsible for any loss or damage to exhibits.
 11. In all Divisions, the Committee will provide staging unless otherwise noted in the schedule.
 12. Exhibitors are responsible for keeping their exhibit in good condition for the duration of the Show. An exhibit may be removed at the discretion of the Committee.
 - 13. It is the Exhibitor's responsibility to find a replacement if unable to fulfill assignment.**

NGC Standard System of Awarding (HB Chapter 5 Awards)

The NGC Standard System of Awards is used for all competitive judging and allows for the following awards in all divisions:

Only one (1) first-place blue ribbon per class or sub-class; must score 90 points or more

Only one (1) second-place red ribbon per class or sub-class; must score 85 points or more

Only one (1) third-place yellow ribbon per class or sub-class; must score 80 points or more

One (1) or more Honorable Mention white ribbon(s); must score 75 points or more

Design Division I Top Exhibitor Awards

Design Division Section blue ribbon winner must score 95 points or more to be eligible for Section Award. For complete requirements refer to the Handbook for Flower Shows, 2017, pages 42-43.

Section Awards-Minimum of 3 classes per section, minimum of 4 entries per class.

Designer's Choice Award- A rosette of purple ribbons. Section A is eligible. Classes 2,3 and 4.

Horticulture Division II Top Exhibitor Awards

Horticulture Division Section blue ribbon winners must score 95 points or more to be eligible for Section Awards or the Division Award. For complete requirements refer to the NGC Handbook for Flower Shows, 2017, pages 40-41.

Section Awards

Arboreal Award (3) - A rosette of green ribbons. Sections A, Classes 1,2,3,4, Section B, Classes 5,6,7,8, Section E, Classes 17,18,19,20

Grower's Choice Award (3) - A rosette of dark green ribbons. Sections C, Classes, 9,10,11,12, Section D, Clases,13,14,15,16, Classes F, 21,22,23,24

Division Award

Award of Horticultural Excellence – A rosette of green, orange, and blue ribbons. Awarded to the highest scoring blue ribbon exhibit in the entire Horticulture Division entered by an individual. Blue ribbon winners of the Horticulture Section Awards are eligible. Section A-F, Classes 1-24 are eligible.

Educational Division III Top Exhibitor Award

All Education Division blue ribbon winners must score 95 points or more to be eligible. For complete requirements refer to the Handbook for Flower Shows, 2017, pages 43-44.

Division Award

Educational Top Exhibitor Award – A rosette of brown and white ribbons.

Section A Exhibits 1,2,3,4 & Section B Exhibits 5,6,7 are eligible.

Section C Exhibits 8,9,10 are non-competitive.

Additional Award

Sweepstakes Award: a rosette of green/white ribbons

One award will be offered to the Exhibitor in Division I, Division II, Division III with the most ribbon points in the flower show. The show committee will tabulate points awarded in all divisions. Top Award = 6 pts. Blue Ribbon = 5 pts. 90+ Score = 4 pts. Red Ribbon = 3 pts. Yellow Ribbon = 2 pts. Honorable Mention = 1 pt.

Division I Design: Rules

1. The NGC Design Policies/Rules are printed in the Handbook for Flower Shows, 2017 Edition, Chapter 3, pages 28-29, and Chapter 7, pages 79-83.
2. **Advance registration with the Design Entries Chairpersons, Doris Van Mullen, or Karen Villanti**
3. Plant material and non-plant material permitted and not permitted in the Design Division is printed in the Handbook for Flower Shows, 2017 Edition Chapter 7, pages 80-81.
4. All plant material used in the design must be identified with common name on a card provided by the committee, and included with the entry card.
5. The exhibitor is required to conform to the stated description and limitations of the Design Types if named in the class.
6. Rules for Design Types and Table Appointments are printed in the Handbook for Flower Shows, 2017/2024 Editions, Chapter 7, pages 76-77.
7. Plant material need not have been grown by Exhibitor.
8. All the exhibits must be the work of individual exhibitors – Exception - Club Competition Classes, or Companion Classes.

9. Exhibits in a Class not staged in the same room must be point scored.
10. Judges are required to make comments (positive and constructive) for All Design Exhibits.
11. Exhibits may be completed at home or in the show area.
12. The designer is on their honor that the design has not been previously judged in an NGC Flower Show.
13. Fresh plant material may not be treated. Dried plant material may be treated.
14. If Designer is unable to fulfill their assignment, it is Designer's responsibility to find a replacement.
15. The Scale of Points for Design is listed in the Handbook for Flower Shows, 2017 Edition, Chapter 14, and page 130.

Division I Design “Once Upon a Time in the Garden”

Consultants:

Kathy Perkins ksheaperk@comcast.net

Maryanne Wood maryanne@caninedimensions.com

Judy Gray judy.gray123@gmail.com

Sections and Classes

All Design Classes (1-4) will be judged. Classes 2,3,4 are the only Classes eligible for the Designers Choice Award.

Class 1. “What’s the Story of Your Garden” 4 Entries Judges’ Invitational Class

A Still Life Class staged on 36” of a 6’ table. A background panel, will be supplied by the committee, measuring 48” h x 32”w. It must be covered by the exhibitor and an underlay must be used.

Frame of Reference - 48” h x 32” w x 26” d.

HB page 76 Still Life Design – a traditional or creative non-abstract grouping of functional and realistic objects and plant material with a theme.

1. Objects are more important to the theme than plant material.
2. Plant material may or may not represent a floral design.

Section A. “The Happy Gardener”

Section Eligible for the Designer’s Choice Award

Plant material may be fresh, dried, dried treated or a combination of both.

Class 2. “The Minimalist Garden” 4 Entries

A Traditional Line or Line Mass Design, staged on a white pedestal measuring 32” H with a 24” square top. No Height requirement.

HB page 71 Traditional Line Design:

1. A Design where **linear pattern** is dominant
2. There is great restraint in the quantity of plant material used
3. Line material establishes the pattern which can be vertical, horizontal, crescent, S-curve or zigzag
4. Center of interest or focal area may be included, but it must not diminish the impact of the line

or Traditional Line Mass Design

1. Linear pattern established, as in American Traditional Line Design (above). However, additional plant material enhances and strengthens the line
2. Massed plant material emphasizes the center of interest but never obscures the linear pattern

Class 3. “Flowers at Every Turn” 4 Entries

An Angular Design (HB page 73) staged on a table 29”h X 36” w X 30” d. Staging panel measuring 36”h x 24”w to be used and supplied by the Exhibitor. The table will be covered to the floor with white top and red skirted fabric. An underlay must be used.

HB page 73 Angular Design – A Design emphasizing strong angles that may be acute, obtuse, reflex, right angles or combination of angles.

Class 4. “Dining in Vermont” 4 Entries

A Functional Table for two staged on a table measuring 30”h with a 34” square top covered to the floor with a white cloth.

HB page 76 Informal Functional Table for Two – Table planned and set for actual service of food.

1. Convenience and sense of order must prevail.
2. A decorative unit (completed floral unit with/without candles and other accessories) must be included.
3. Coordination of all components must be balanced within the allotted space.

Division II Horticulture Rules

1. The NGC Horticulture Policies/Rules are printed in the Handbook for Flower Shows, 2017/2024 Edition Chapter 6, page 27.
2. All plant material must be fresh and grown by the exhibitor. Length of possession is:
 - a. Bulbs, 90 days
 - b. Arboreal, 6 months
 - c. Houseplants, 90 days
 - d. Dish gardens, 6 weeks
3. The rules for a single species cut or container-grown specimen are listed in

the Handbook for Flower Shows or its supplement “Horticulture Exhibiting and Judging” book written to help garden club members entering shows and judges trying to determine winning exhibits.

4. To receive an NGC Top Exhibitor Award, the exhibitor must identify their entry by its binominal name or currently acceptable scientific designation.
5. Entry cards are to be filled out in advance, if possible, preferably in pencil or waterproof ink. Address labels may also be used. Refer to the Handbook for Flower Shows, 2017/2024 Edition, Chapter 6 for a correctly filled out entry tag.
6. Cut specimens should not have foliage below the water line (exception Gladiolus).
7. If a plant is considered a flowering plant, it should be exhibited as a flowering specimen. Foliage plants may flower but should be exhibited as foliage plants if they are grown for leaves. Double potting is permitted but inside pot may not show.
8. Specimens with a class designation in the schedule may not be entered in the ‘Any Other Worthy’ class.”
9. The Horticulture Classification Committee Chairperson and/or General Show Chairpersons are free to subdivide classes by color, form, size, cultivar, variety, or other distinguishing characteristics.
10. The Scale of Points for Horticulture is in the Handbook for Flower Shows, Chapter 14.
11. All staging materials for cut specimens, vases, and wedging material (bubble wrap), will be provided by the Committee.
12. Exhibitors may make more than one entry per class or subclass if each is a different genus, species, variety, cultivar, type, size, or color.
13. All entries must be approved for conformance to the schedule and show worthiness by Classification Chairperson before placement by the Committee.

Division II Horticulture “Let It Grow”

All Sections eligible for the Award of Horticultural Excellence

Sections and Classes

Section A. “Right to the Point”

Eligible for Arboreal Award

Evergreen Tree Branches, Foliage, Fruited or Coned.

One cut specimen maximum length 30”, minimum length 12”. Each cut branch must include several nodes and an apical tip.

Class 1 Cypress

Class 2 Picea (Spruce)

Class 3 Pinus (Pine)

Class 4 Any other Worthy Specimen of Evergreen tree branches

Section B. “Bare But Beautiful”

Eligible for Arboreal Award

Deciduous Tree Branches. One cut specimen maximum length 30”, minimum length 12”. Each cut branch must include several nodes and an apical tip.

Class 5 Acer (Maple)

Class 6 Betula (Birch)

Class 7 Fagus (Beech)

Class 8 Any other Worthy Specimen of deciduous tree branches

Section C. “What’s In the Pot?”

Eligible for Grower’s Choice Award

Container Grown Plants, primarily for foliage. Pot not to exceed 12” in diameter.

Class 9 Begonia

Class 10 Hedera (Ivy)

Class 11 Pteridophytes (Ferns)

Class 12 Any other Worthy Specimen of foliage container grown plants

Section D. “Bold and Beautiful” Eligible for Grower’s Choice Award

Container Grown Flowering Plants. Pot not to exceed 12” in diameter.

Class 13 Gesneriads (Geranium)

Class 14 Orchidaceae (Orchid)

Class 15 Saintpaulia (African Violet)

Class 16 Any other Worthy Specimen of flowering container grown plants

Section E. “Evergreen Friends” Eligible for Arboreal Award

Evergreen Shrub Branches, Foliage, Fruited or Coned

One Cut Specimen maximum length 30”, minimum length 12”.

Each cut branch must include several nodes and an apical tip.

Class 17 Buxus (Boxwood)

Class 18 Ilex (Holly)

Class 19 Rhododendron

Class 20 Any other Worthy Specimen of evergreen shrub branches

Section F. “Hardly Thirsty” Eligible for Grower’s Choice Award

Cacti and Succulents. Pot not to exceed 12” in diameter.

Class 21 Columnar Cacti

Class 22 Escheveria

Class 23 Globular Cacti

Class 24 Any other Worthy Specimen of container grown cacti and succulents

Division III Education “Learning Through the Stories” Education Rules

The NGC Exhibit Policies/Rules are printed in the Handbook for Flower Shows, 2017/2024 Edition, Chapter 8.

1. Education exhibits may be the work of more than one individual or organization unless a Student Judge, or an Accredited Judge is seeking exhibiting credit for preparing an education exhibit.
2. Some fresh/dried plant material is required in each exhibit. All plant material used in the exhibit must be identified by common name on a card, provided by the exhibitor and included with the entry tag.
3. An exhibit must occupy a minimum of eighteen (18) square feet surface area. It will be staged on a table 29”h x 72” l x 30” w. Top of table will be covered in white and skirted in red.
4. The Scale of Points for Education Exhibits is listed in the Handbook For Flower Shows, 2017 Edition, Chapter 14.
5. Judges are required to make comments (positive and constructive) for all Education Exhibits.

Division III Education “Learning Through the Stories”

Section A & B Exhibits 1, 2,3,4,5,6,7 are Eligible for the Educational Award

Section C Exhibits 8,9,10, are non-competitive

Sections and Exhibits

Section A: “Does it Bloom or Buzz”

Exhibit 1 “Pollinator Buzz”

Get the buzz on common Vermont perennials that attract bees in different seasons and learn some ways to help ensure your garden bees will thrive year after year.

Exhibit 2 “Native Species Pollinator Plants”

This Exhibit is a depiction of some flowering Pollinators commonly found in Vermont woods and fields.

Exhibit 3 “Dahlias Be Dazzled”

Understanding the anatomy of the Dahlia Tuber and its superpowers.

Exhibit 4 “VT Garden Park, Beautiful Landscape”

Gardens of Beauty- Visit and enjoy the stunning flower colors, fragrances, and sweetness of herbs, all connected to gardening.

Section B: “Working the Soil!”

Exhibit 5 “Turning Our Lawns into Meadows”

Based on the book Nature’s Best Hope by Douglas Tallamy, this exhibit encourages the conversion of lawns into meadows which will benefit pollinators, enhance carbon sequestration, lessen the need for maintenance with power tools, eliminate toxic pesticides, enhance biodiversity and many other benefits.

Exhibit 6 “What’s the Dirt on Soil?”

This Exhibit explores the composition and benefits of soil for human, environmental, and garden health.

Exhibit 7 “Asian Jumping Worm”

This Exhibit will tell you about this invasive species, how to identify it, how to slow the spread, remove an infestation and most importantly, Vermonters’ concerns for our agriculture and habitat.

Section C: “National Garden Club Initiatives”

Section C, Exhibits 8,9,10 are non-competitive

Exhibit 8 “Woodsy Owl, Smokey Bear”


Smokey Bear/Woodsy Owl Poster Contest is open to children in first through fifth grades. The contest was designed to raise children’s awareness of the importance of taking care of the environment and preventing wildfires.

Exhibit 9 “National Garden Club Blue Star Memorials”

The Blue Star Program honors all men and women that serve or have served in the United States Armed Services. In 1945, the program began with Blue Star Highway system of memorials that cover thousands of miles across the Continental United States, Alaska, and Hawaii. Seven of those memorials are in Vermont.

Exhibit 10 “FGCV Scholarship”

Local, state, and national horticultural scholarships are offered to Vermont high school students.




**IN APPRECIATION
FOR YOUR
GENEROSITY**

**“THE CRAFTY RESIDENTS AT
BIRCHWOOD TERRACE REHAB AND
HEALTHCARE”**

**GREEN MOUNTAIN GARDEN CLUB
RUTLAND GARDEN CLUB
NORTH DISTRICT GARDEN CLUBS
BURLINGTON GARDEN CLUB
FOUR SEASONS GARDEN CLUB
GRANITE CENTER GARDEN CLUB,
SEED & WEED GARDEN CLUB
ST ALBANS GARDEN CLUB**

NOTES

A decorative circular frame composed of a thin black line, adorned with various floral and leaf motifs. On the left, a rose is depicted with its stem and leaves. On the right, a bell-shaped flower hangs downwards. Small clusters of leaves and stems are placed at the top and bottom of the circle. The background within the circle is a light, textured wash of blue and white, with scattered small dots in various colors.

**“THE STORY OF
THE GARDEN”
NGC SMALL
STANDARD
FLOWER SHOW**

FEDERATED GARDEN
CLUBS OF VERMONT,
NORTH DISTRICT
ESTABLISHED 1936

Decorative floral and leaf motifs in the bottom left corner, featuring green leaves and yellowish-gold flowers.

This special event is hosted by the Federated Garden Clubs of Vermont Inc (FGCV) North District. The goal of the FGCV is to promote civic beautification and educational programs in the field of horticulture, and floral design.